



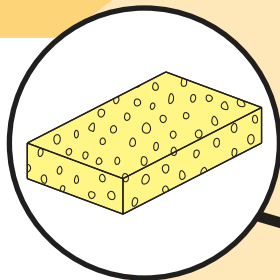
DIY FOSSIL

Ever wanted to create your own fossil? Real fossils take **millions of years** to form, but did you know we can replicate this process at home?




Materials:


- Sponge
- Scissors
- Warm water
- Salt
- Sand
- Imagination




Cut your sponge into the shape of your favourite fossil



Mix 3 parts warm water with 1 part table salt. We can also use bicarbonate soda instead of salt




Thoroughly soak your fossil sponge in the water and salt mixture



Bury your sponge fossil in sand. Now all we have to do is wait...

24^{hr} 



DIG IT UP!

What has happened to the sponge?